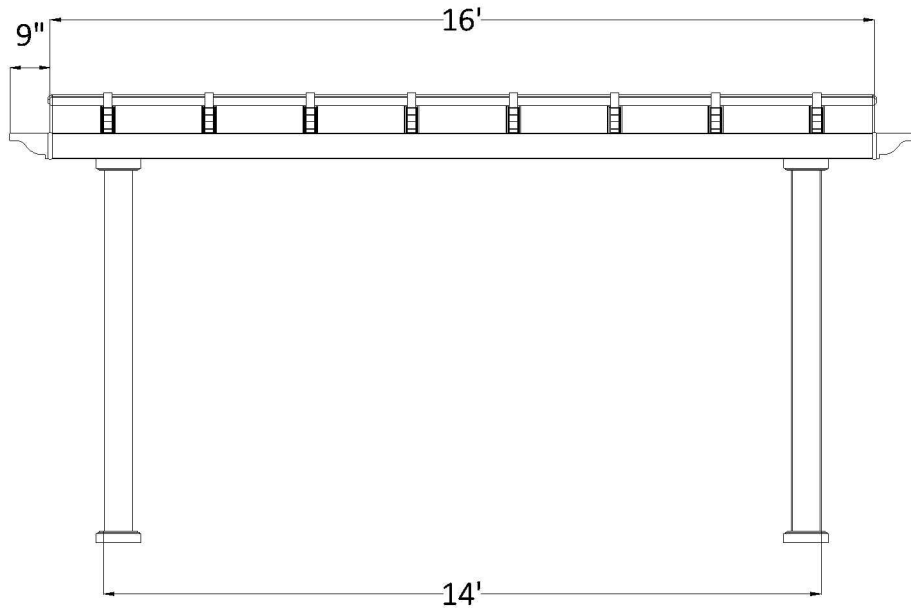


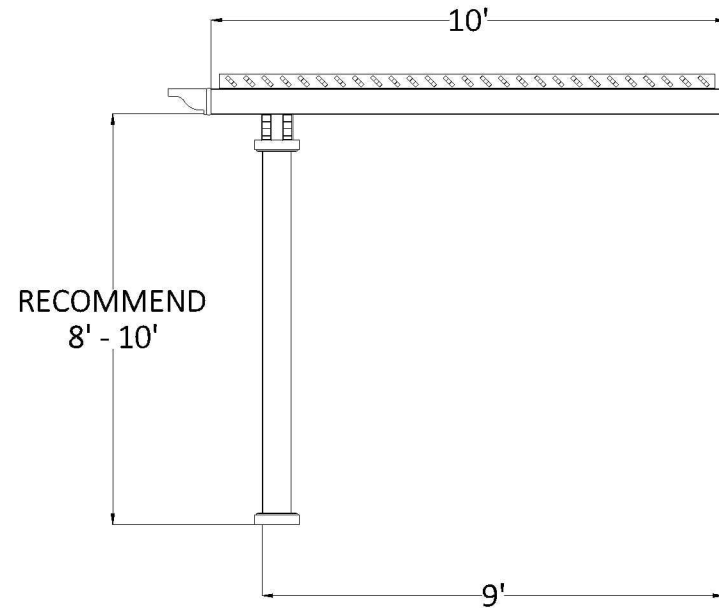
FRONT ELEVATION



Post on Center Measurement

5" Square Post	163"
7" Square Column	157 1/2"
7" Round Column	157 1/2"
10" Round Column	155 3/4"

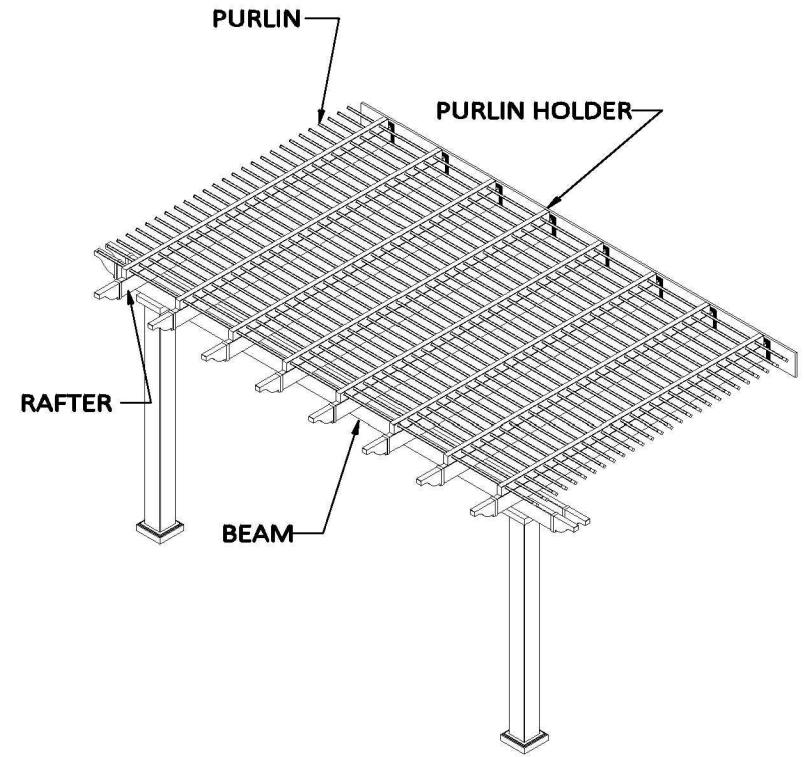
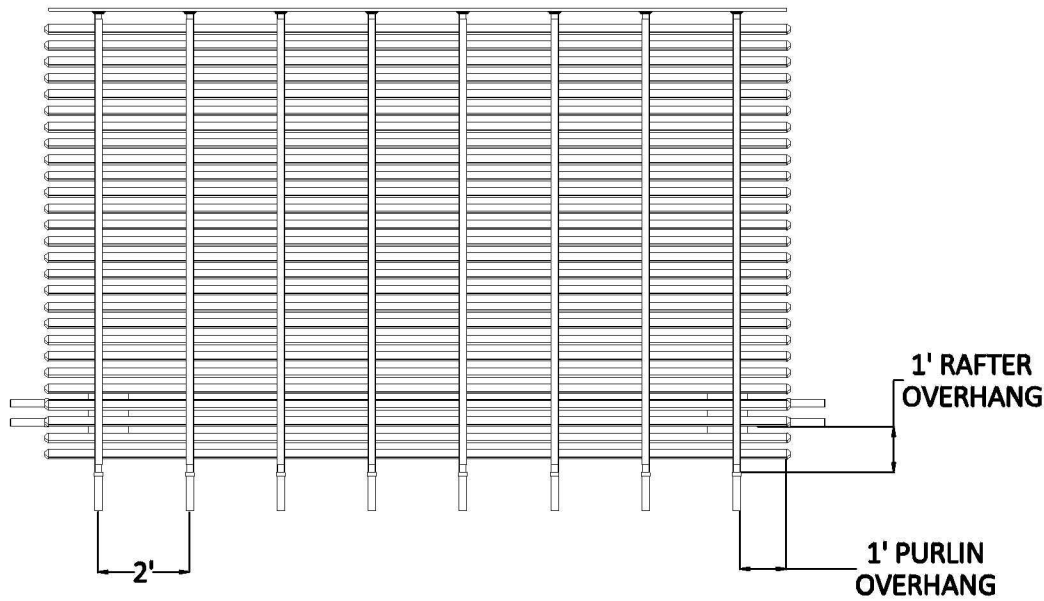
SIDE ELEVATION



Center of Post to Structure Measurement

5" Square Post	105 1/2"
7" Square Column	102 3/4"
7" Round Column	102 3/4"
10" Round Column	101 7/8"

PLAN VIEW



STRUCTURAL COMPONENTS

DESCRIPTION	QTY.
7" COLUMN ASSEMBLY W POST MOUNT	2
2 X 6 BEAM WITH ALUMINUM INSERT	2
2 X 6 RAFTER WITH ALUMINUM INSERT	8
2 X 6 PERGOLA CAP	12
2 X 3 1/2 PURLIN HOLDER	8
2 X 3 1/2 FLAT CAP	16
7/8 X 3 PURLIN (STD SPACING)	27
7/8 X 3 PURLIN CAP	54
PVC LEDGER PLATE	1

10' x 16' ATTACHED PERGOLA

Heartlandpergolas.com

563-345-6745

Heartland
Pergolas