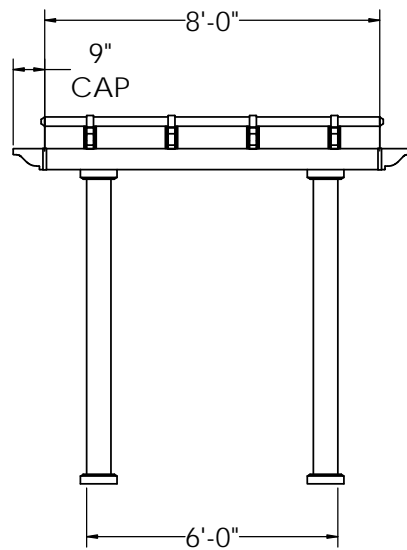


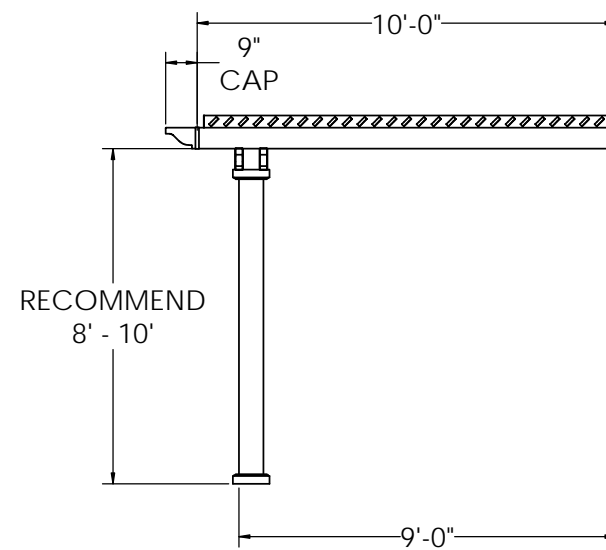
FRONT ELEVATION



Post on Center Measurement

5" Square Post	67"
7" Square Column	61 1/2"
7" Round Column	61 1/2"
10" Round Column	59 3/4"

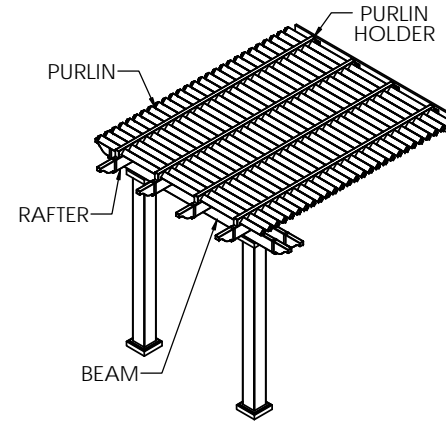
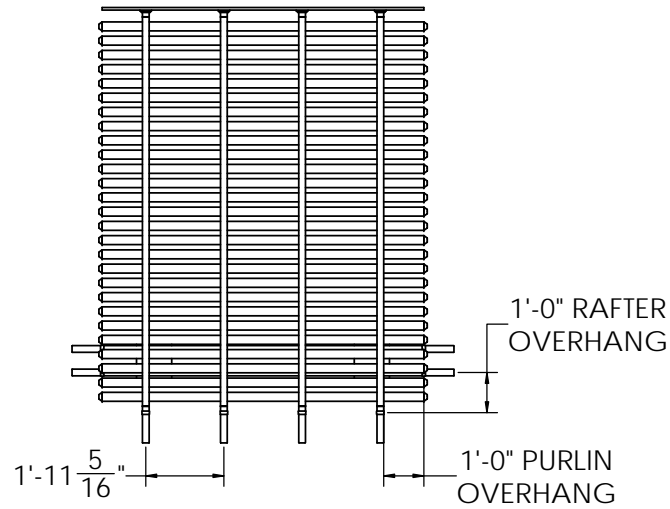
SIDE ELEVATION



Center of Post to Structure Measurement

5" Square Post	105 1/2"
7" Square Column	102 3/4"
7" Round Column	102 3/4"
10" Round Column	101 7/8"

PLAN VIEW



STRUCTURAL COMPONENTS

DESCRIPTION	QTY.
7" COLUMN ASSY WITH POST MOUNT	2
2x6 BEAM WITH ALUMINUM INSERT	2
2x6 RAFTER WITH ALUMINUM INSERT	4
2 x 6 PERGOLA CAP	8
RAFTER HANGER WITH COVER	4
2 x 3 1/2 PURLIN HOLDER	4
2 x 3 1/2 FLAT CAP	8
7/8 x 3 PURLIN (STD SPACING)	27
7/8 x 3 PURLIN CAP (STD SPACING)	54
PVC LEDGER PLATE	1

10' x 8' ATTACHED PERGOLA

Heartlandpergolas.com

563-345-6745

