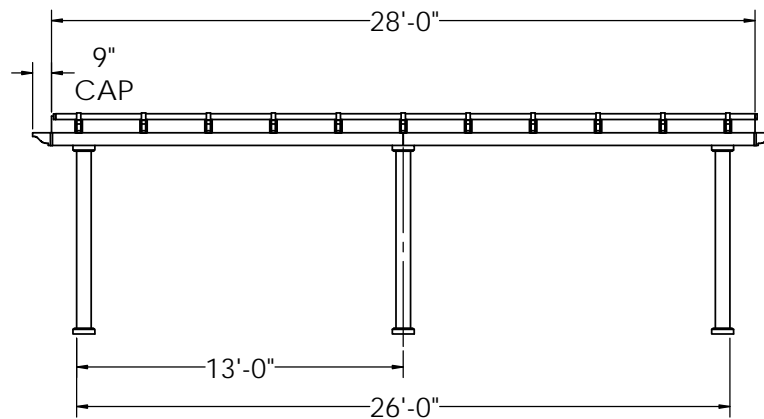


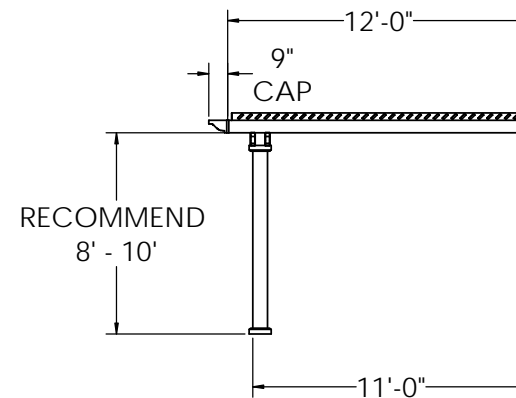
FRONT ELEVATION



Post on Center Measurement

5" Square Post	307"
7" Square Column	301 1/2"
7" Round Column	301 1/2"
10" Round Column	299 3/4"

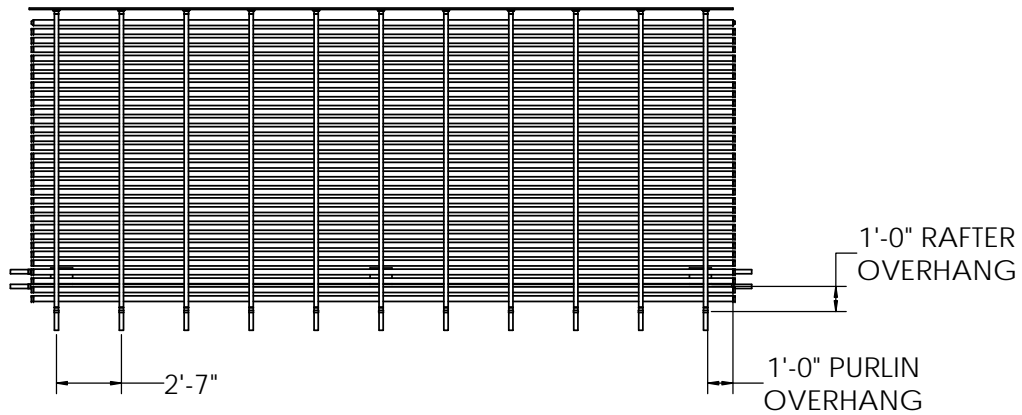
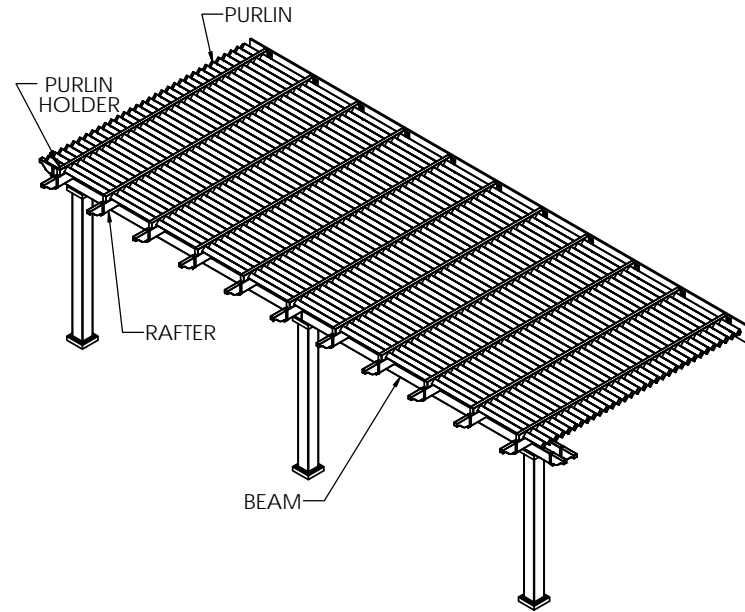
SIDE ELEVATION



Center of Post to Structure Measurement

5" Square Post	129 1/2"
7" Square Column	126 3/4"
7" Round Column	126 3/4"
10" Round Column	125 7/8"

PLAN VIEW



STRUCTURAL COMPONENTS

DESCRIPTION	QTY.
7" COLUMN ASSY WITH POST MOUNT	3
2x6 BEAM WITH ALUMINUM INSERT	4
2x6 RAFTER WITH ALUMINUM INSERT	11
2 x 6 PERGOLA CAP	15
RAFTER HANGER WITH COVER	11
2 x 3 1/2 PURLIN HOLDER	11
2 x 3 1/2 FLAT CAP	22
7/8 x 3 PURLIN (STD SPACING)	32
7/8 x3 PURLIN CAP (STD SPACING)	64
PVC LEDGER PLATE	1

12' x 28' ATTACHED PERGOLA

Heartlandpergolas.com

563-345-6745

