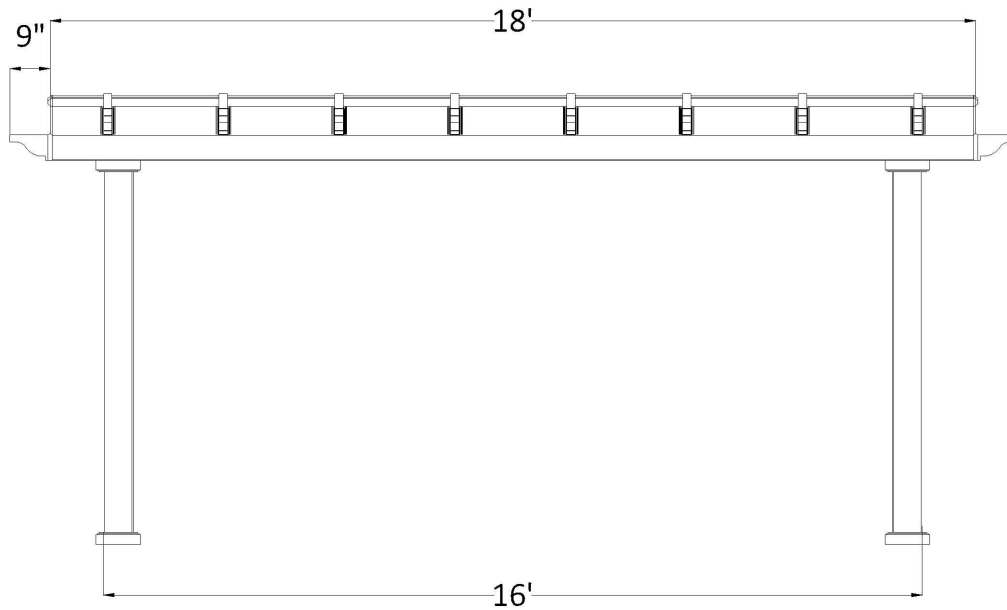


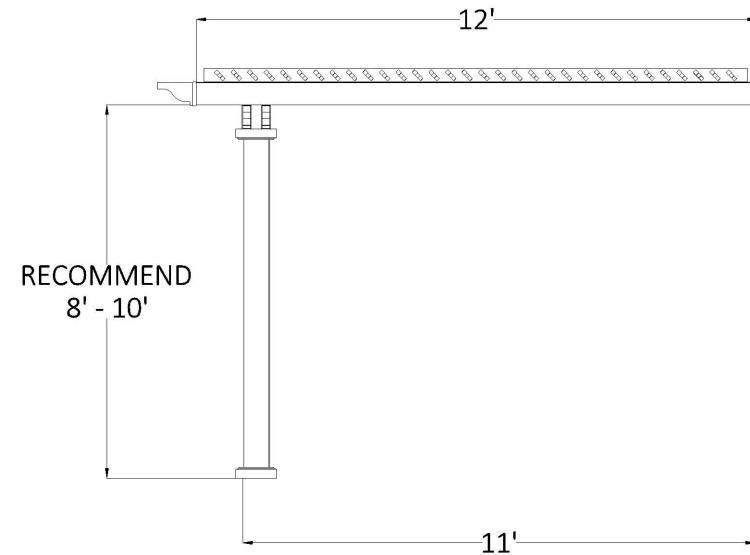
# FRONT ELEVATION



### Post On Center Measurement

5" Square Post	187"
7" Square Column	181 1/2"
7" Round Column	181 1/2"
10" Round Column	179 3/4"

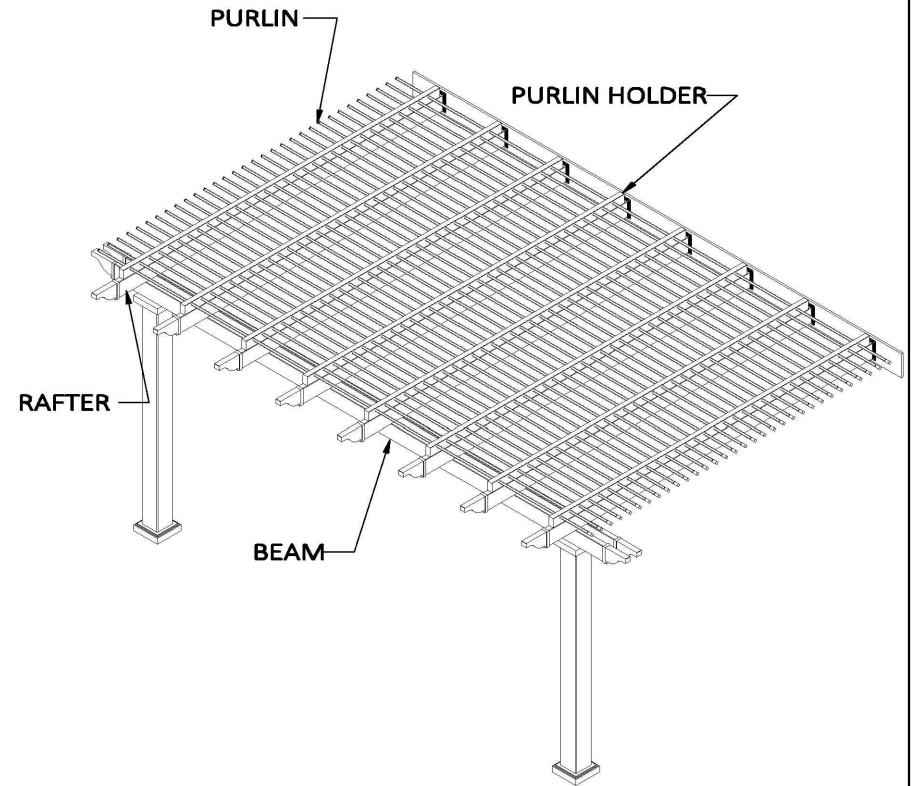
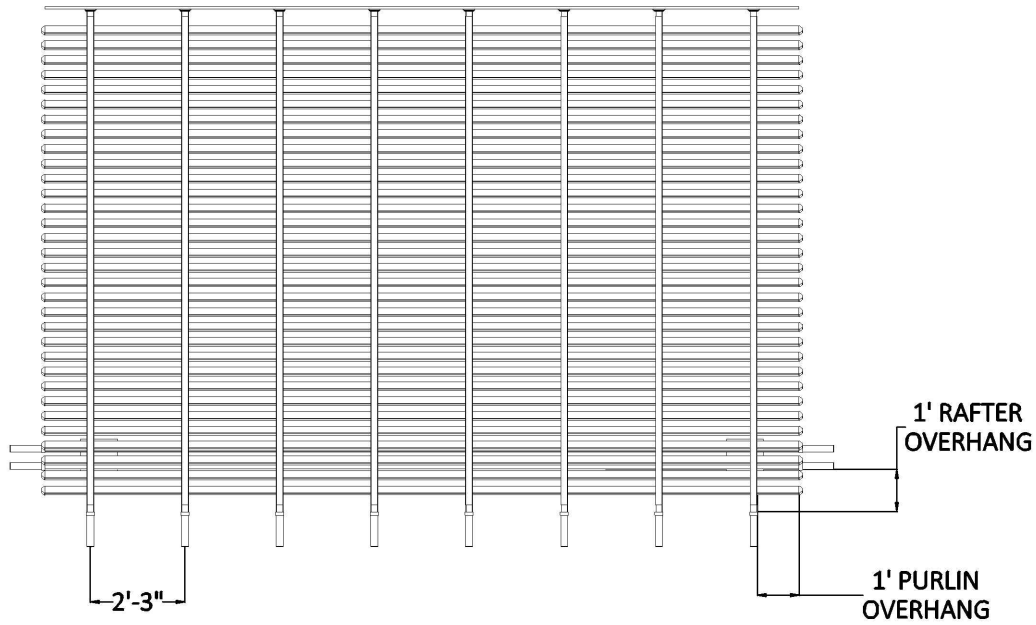
# SIDE ELEVATION



### Center of Post to Structure Measurement

5" Square Post	129 1/2"
7" Square Column	126 3/4"
7" Round Column	126 3/4"
10" Round Column	125 7/8"

# PLAN VIEW



## STRUCTURAL COMPONENTS

DESCRIPTION	QTY.
7" COLUMN ASSEMBLY W POST MOUNT	2
2 X 6 BEAM WITH ALUMINUM INSERT	2
2 X 6 RAFTER WITH ALUMINUM INSERT	8
2 X 6 PERGOLA CAP	12
2 X 3 1/2 PURLIN HOLDER	8
2 X 3 1/2 FLAT CAP	16
7/8 X 3 PURLIN (STD SPACING)	32
7/8 X 3 PURLIN CAP	64
PVC LEDGER BOARD	1

12' x 18' ATTACHED PERGOLA

Heartlandpergolas.com

563-345-6745

**Heartland**  
Pergolas