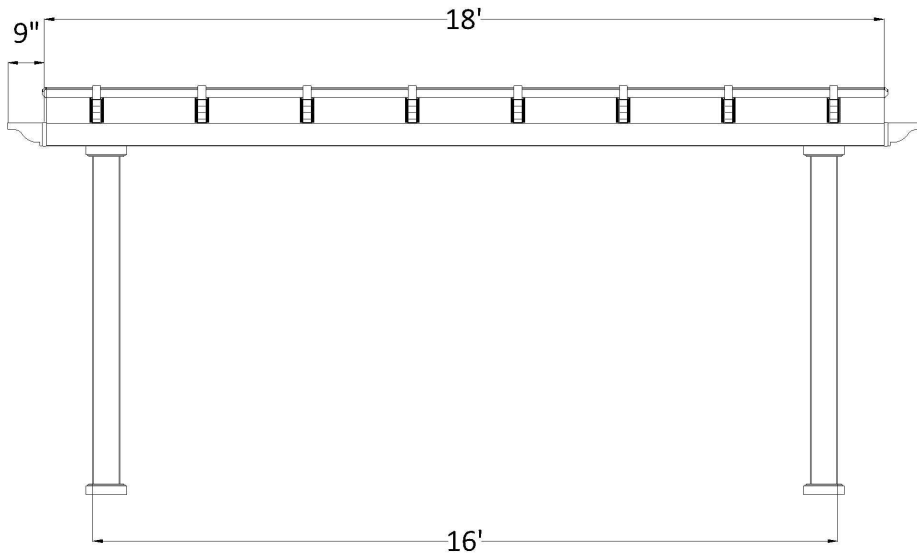


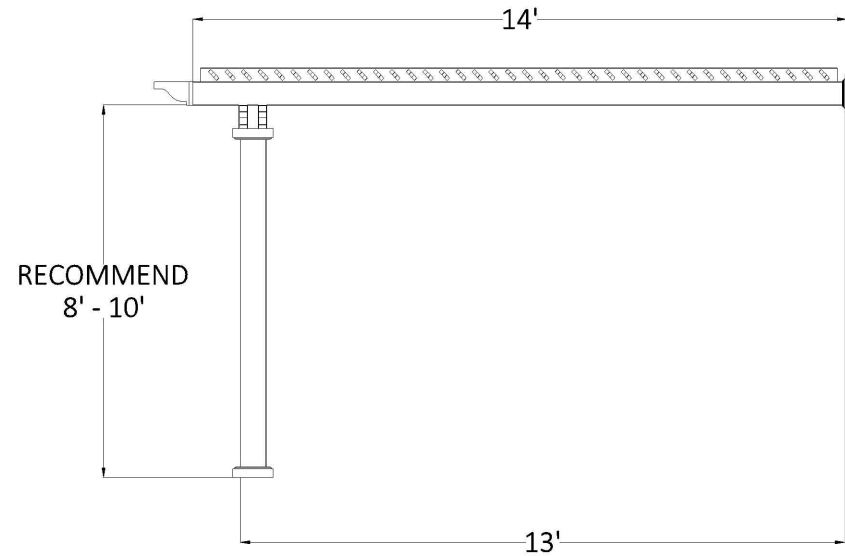
# FRONT ELEVATION



### Post On Center Measurement

|                  |          |
|------------------|----------|
| 5" Square Post   | 187"     |
| 7" Square Column | 181 1/2" |
| 7" Round Column  | 181 1/2" |
| 10" Round Column | 179 3/4" |

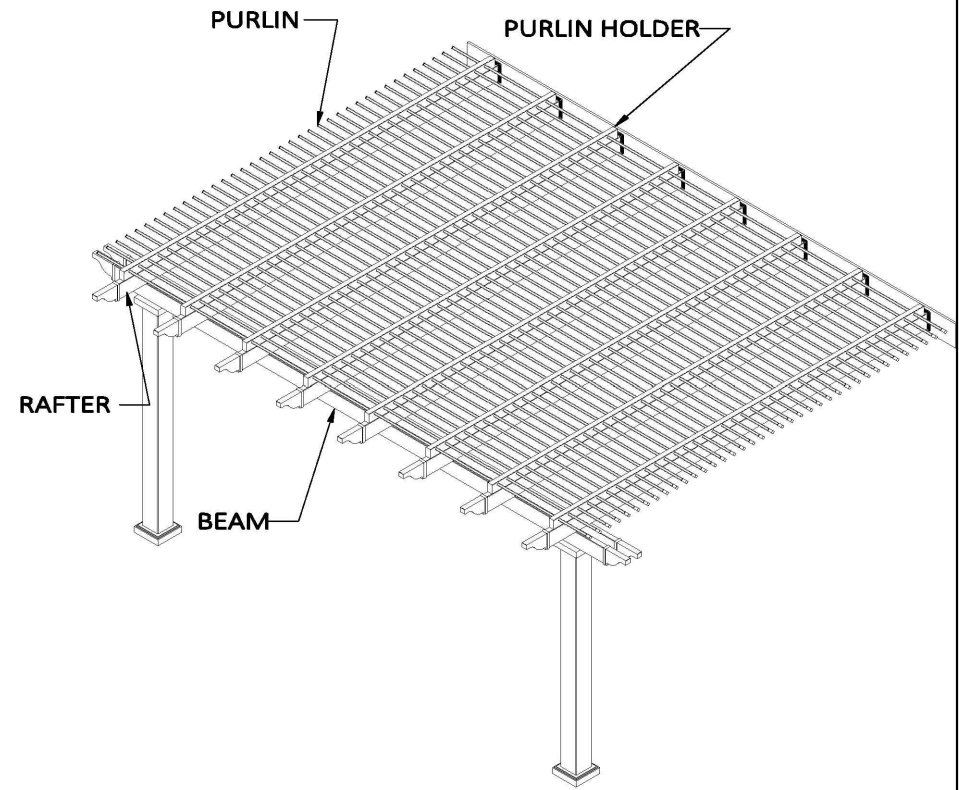
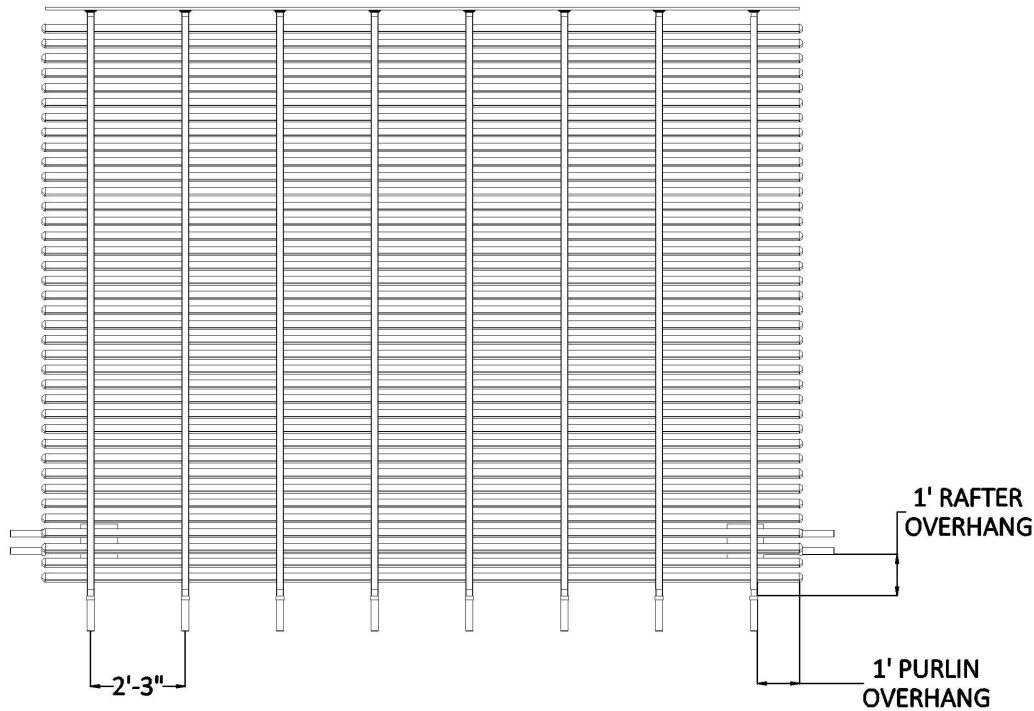
# SIDE ELEVATION



### Center of Post to Structure Measurement

|                  |          |
|------------------|----------|
| 5" Square Post   | 153 1/2" |
| 7" Square Column | 150 3/4" |
| 7" Round Column  | 150 3/4" |
| 10" Round Column | 149 7/8" |

# PLAN VIEW



## STRUCTURAL COMPONENTS

| DESCRIPTION                       | QTY. |
|-----------------------------------|------|
| 7" COLUMN ASSEMBLY W POST MOUNT   | 2    |
| 2 X 6 BEAM WITH ALUMINUM INSERT   | 2    |
| 2 X 6 RAFTER WITH ALUMINUM INSERT | 8    |
| 2 X 6 PERGOLA CAP                 | 12   |
| 2 X 3 1/2 PURLIN HOLDER           | 8    |
| 2 X 3 1/2 FLAT CAP                | 16   |
| 7/8 X 3 PURLIN (STD SPACING)      | 38   |
| 7/8 X 3 PURLIN CAP                | 76   |
| PVC LEDGER PLATE                  | 1    |

14' x 18' ATTACHED PERGOLA

Heartlandpergolas.com

563-345-6745

**Heartland**  
Pergolas