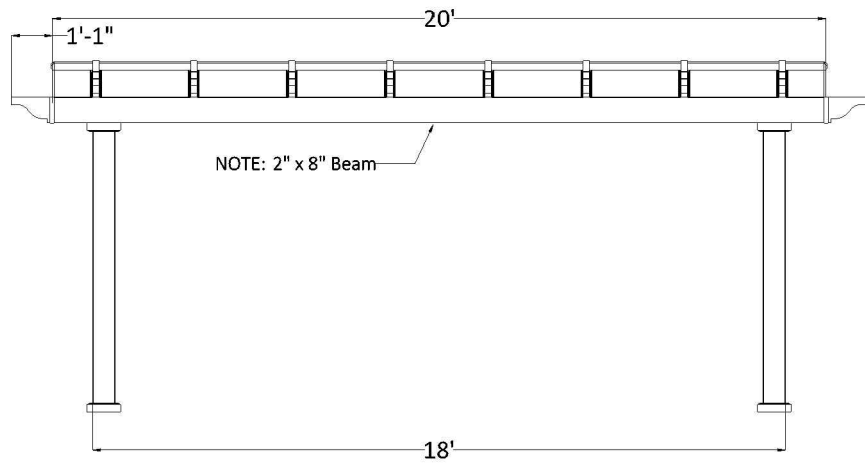


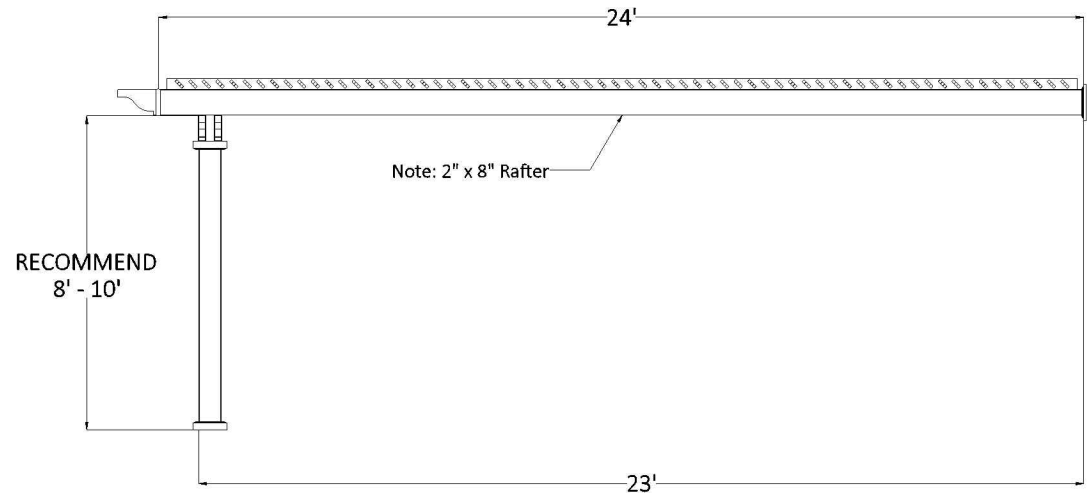
# FRONT ELEVATION



### Post on Center Measurement

5" Square Post	211"
7" Square Column	205 1/2"
7" Round Column	205 1/2"
10" Round Column	203 3/4"

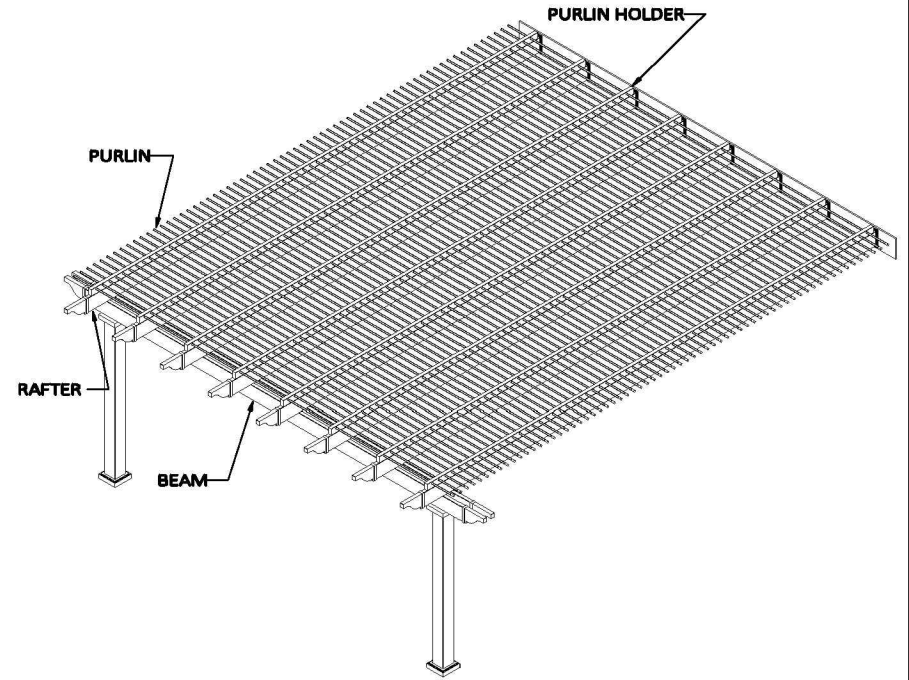

# SIDE ELEVATION



### Center of Post to Structure Measurement

5" Square Post	273 1/2"
7" Square Column	270 3/4"
7" Round Column	270 3/4"
10" Round Column	269 7/8"

# PLAN VIEW



## STRUCTURAL COMPONENTS

DESCRIPTION	QTY.
7" COLUMN ASSEMBLY W POST MOUNT	2
2 X 8 BEAM WITH ALUMINUM INSERT	2
2 X 8 RAFTER WITH ALUMINUM INSERT	8
2 X 8 PERGOLA CAP	12
2 X 3 1/2 PURLIN HOLDER	8
2 X 3 1/2 FLAT CAP	16
7/8 X 3 PURLIN (STD SPACING)	66
7/8 X 3 PURLIN CAP	132
PVC LEDGER PLATE	1

24' x 20' ATTACHED PERGOLA

Heartlandpergolas.com

563-345-6745

**Heartland**  
Pergolas