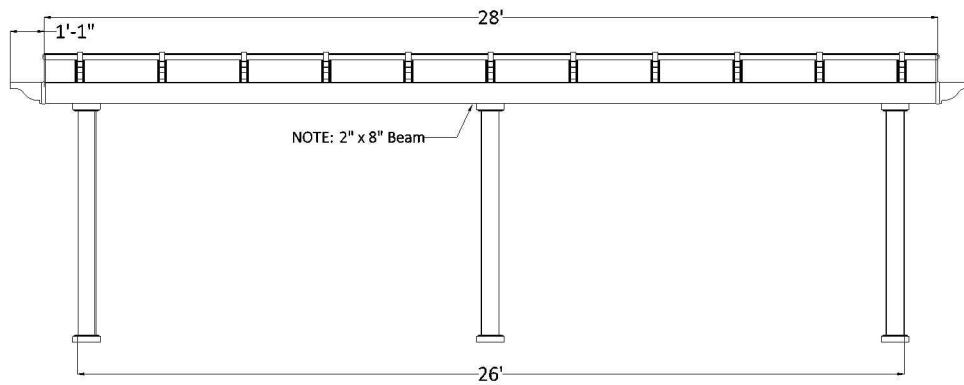


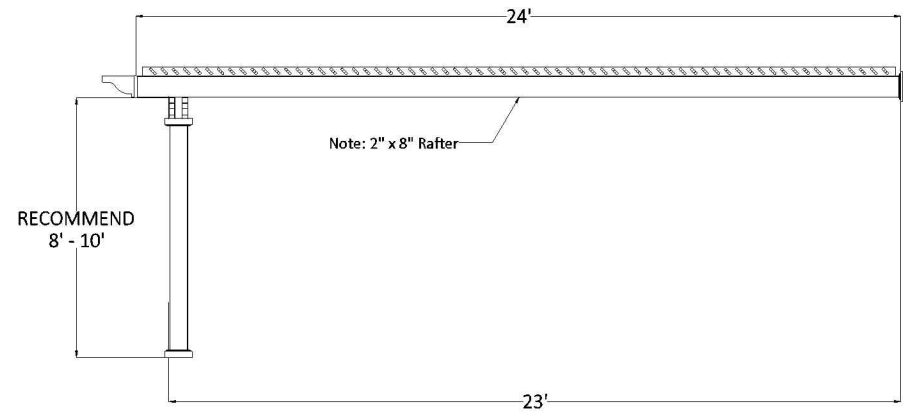
# FRONT ELEVATION



### Post on Center Measurement

5" Square Post	307"
7" Square Column	301 1/2"
7" Round Column	301 1/2"
10" Round Column	299 3/4"

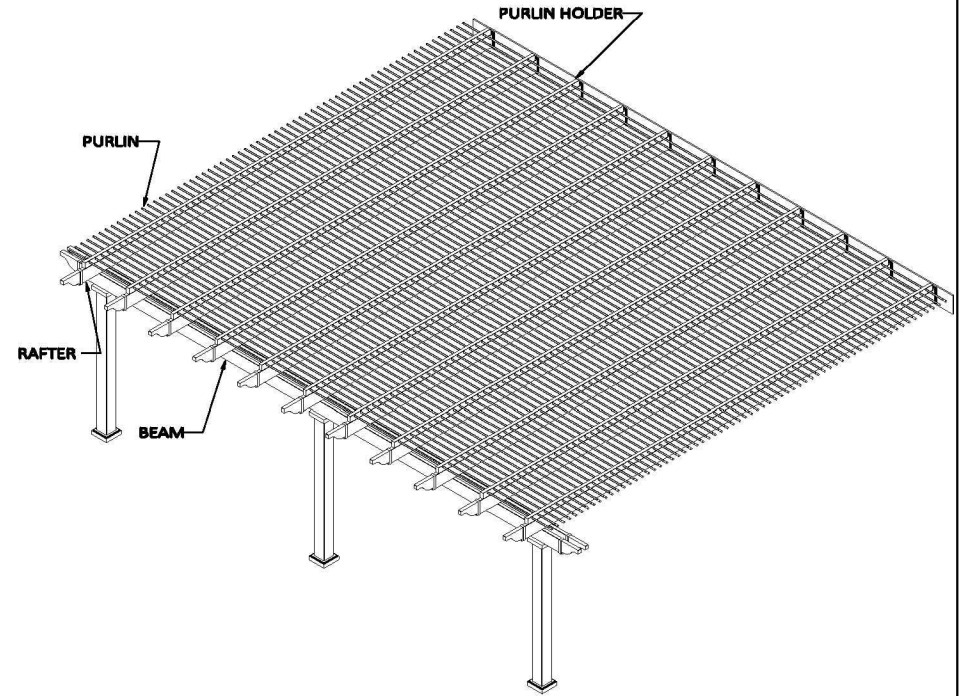

# SIDE ELEVATION



### Center of Post to Structure Measurement

5" Square Post	273 1/2"
7" Square Column	270 3/4"
7" Round Column	270 3/4"
10" Round Column	269 7/8"

# PLAN VIEW



## STRUCTURAL COMPONENTS

DESCRIPTION	QTY.
7" COLUMN ASSEMBLY W POST MOUNT	3
2 X 8 BEAM WITH ALUMINUM INSERT	4
2 X 8 RAFTER WITH ALUMINUM INSERT	11
2 X 8 PERGOLA CAP	15
2 X 3 1/2 PURLIN HOLDER	11
2 X 3 1/2 FLAT CAP	22
7/8 X 3 PURLIN (STD SPACING)	66
7/8 X 3 PURLIN CAP	132
PVC LEDGER PLATE	1